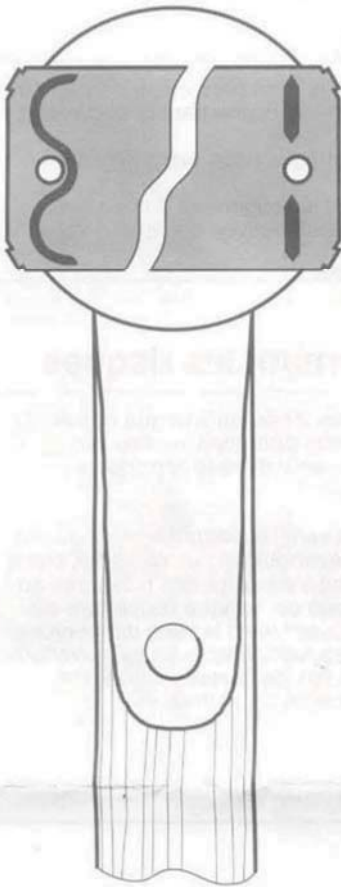


Wichtiger Hinweis! Important!



Richtige Plättchenauflage am Hammer Correct tag position on the hammer Position correcte de la plaquette sur le marteau

Achtung!

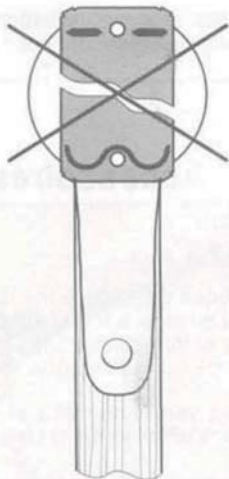
Für Plättchen in P-Qualität ist ein eigener Hammerkopf notwendig, der an der Schlagfläche durch ein eingestanztes "P" gekennzeichnet ist!

Attention!

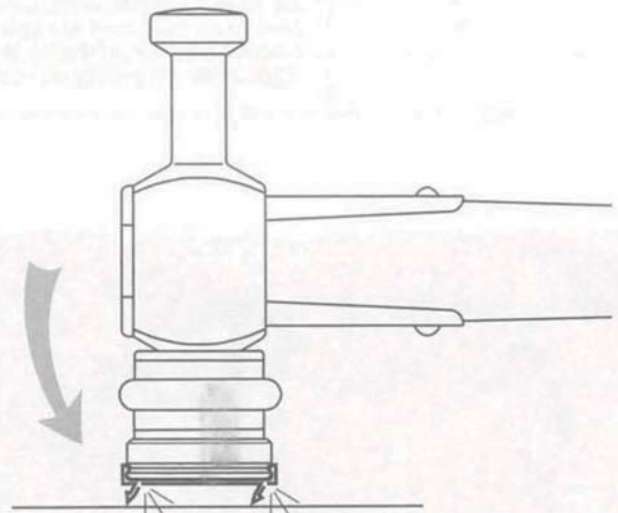
For tags in P-quality a special hammerhead is required. It is marked by a stamped "P" at the front surface.

Attention:

Pour les plaquettes en qualité P, il est nécessaire d'utiliser une tête de marteau spéciale marquée par un "P" gravé sur la surface de butée.



Falsche Anordnung Incorrect Position Position fausse



Bei falscher Anordnung kann beim Einschlagen der Plättchen die Verankerung wegbrechen!
At incorrect arrangement the fixation may break when the tags are attached!
Lorsque la position n'est pas correcte, il peut arriver que l'ancrage se brise lors de l'enfoncement de la plaquette.

DATA

COMPUTER

DATA COMPUTER SRL
str. Vlaicu Voda, nr. 16
Sector 3, Bucuresti
Tel/Fax: 021 2273854
Mobil: 0744634083
Email: office@marcareforestiera.ro
comenzi@marcareforestiera.ro
Website: www.marcareforestiera.ro



Safety regulations

For working with the lumber-numbering system



The appliance must only be operated by trained personnel. This personnel must be informed about the functions of the appliance, safety regulations and other risks.

Observe national safety regulations.

The manufacturer accepts no liability for damage or system breakdowns resulting from non observance of the operating instructions. Ask your retailer for the operating instructions or order directly from the manufacturer.

Danger



When attaching the plastic tags onto the lumber, splinters of the tags may cause injuries to the face. Always wear eye protection when working with the appliance and ensure that there are no persons or animals located in the danger area (within 5m).

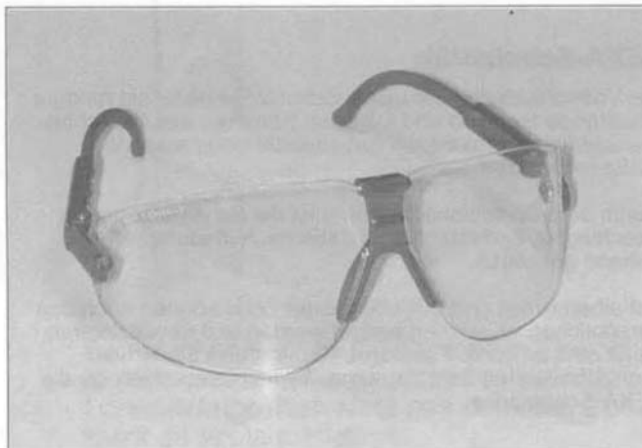
Inside the magazine, the tags are pressed by a compression spring towards the opening and held in place by two notches. If these notches are disengaged, the entire contents are discharged from the magazine. This can lead to facial injuries, above all when looking into the magazine opening or when the opening is directed at persons or animals in the danger area.



Always cover the opening with a hand when changing a stack of tags and hold the magazine so as to avoid damage in the event of accidental activation. For your own safety, wear eye protection.

If the hammer is not kept correctly inserted into the holding device, it can cause injuries to feet through falling. Wear work boots with protective toe-caps during operation.

Accessories



LEXA-protective glasses

The full vision shield of the LEXA-protective glasses ensures an improved all-round field of sight and it follows the contours of the face. The glasses protectively cover the eye area and fit as if they were made-to-measure.

A special coating ensures that the glass is by and large protected against scratches, misting up and static build-up.

The angle of the shield and the length of the arms can be adjusted to suit personal wishes and so they offer optimal fit, comfort and safety.

Order no: 03080000

Available in clear transparent or yellow toned.

DATA

COMPUTER

DATA COMPUTER SRL

str. Vlaicu Voda, nr. 16

Sector 3, Bucuresti

Tel/Fax: 021 2273854

Mobil: 0744634083

Email: office@marcareforestiera.ro

comenzi@marcareforestiera.ro

Website: www.marcareforestiera.ro